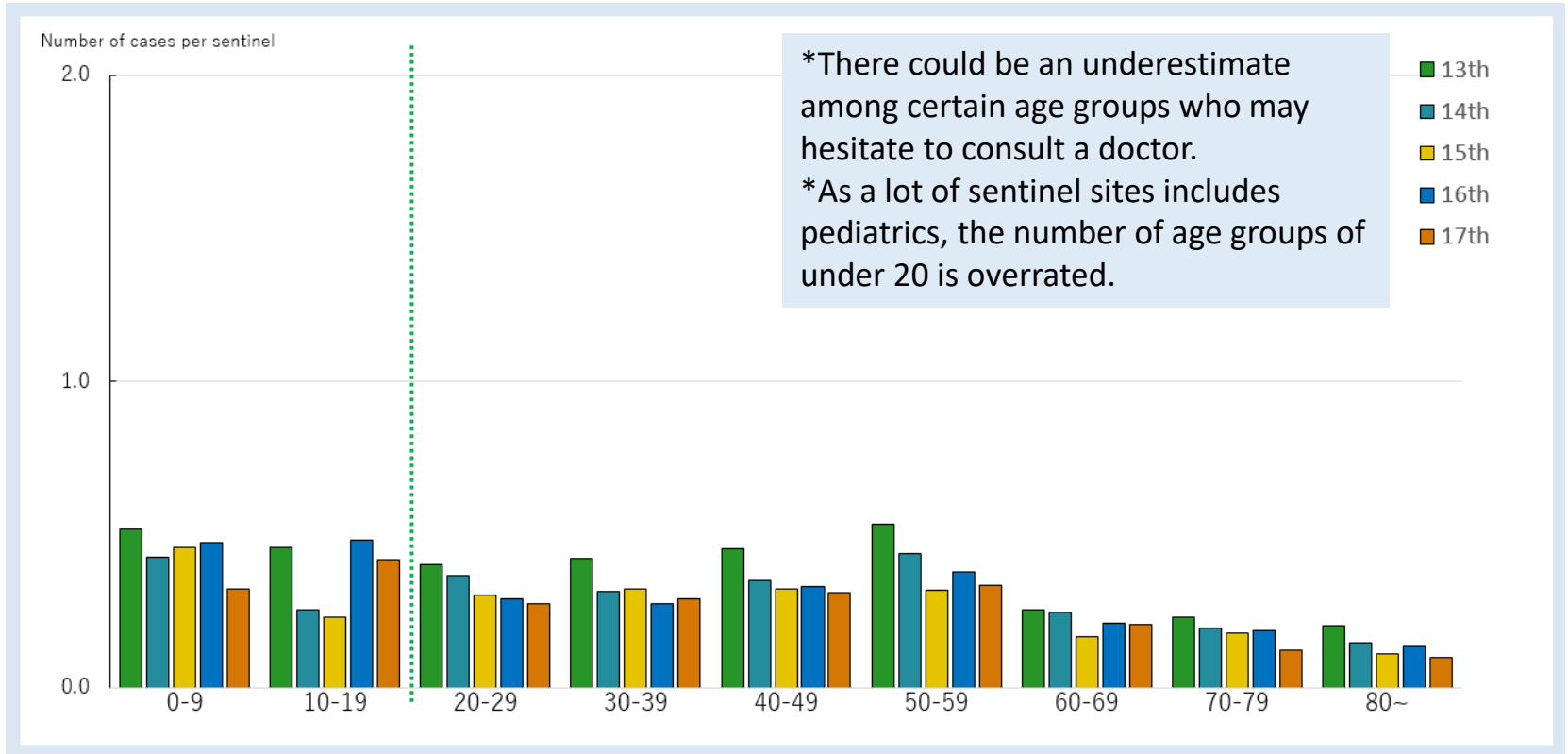


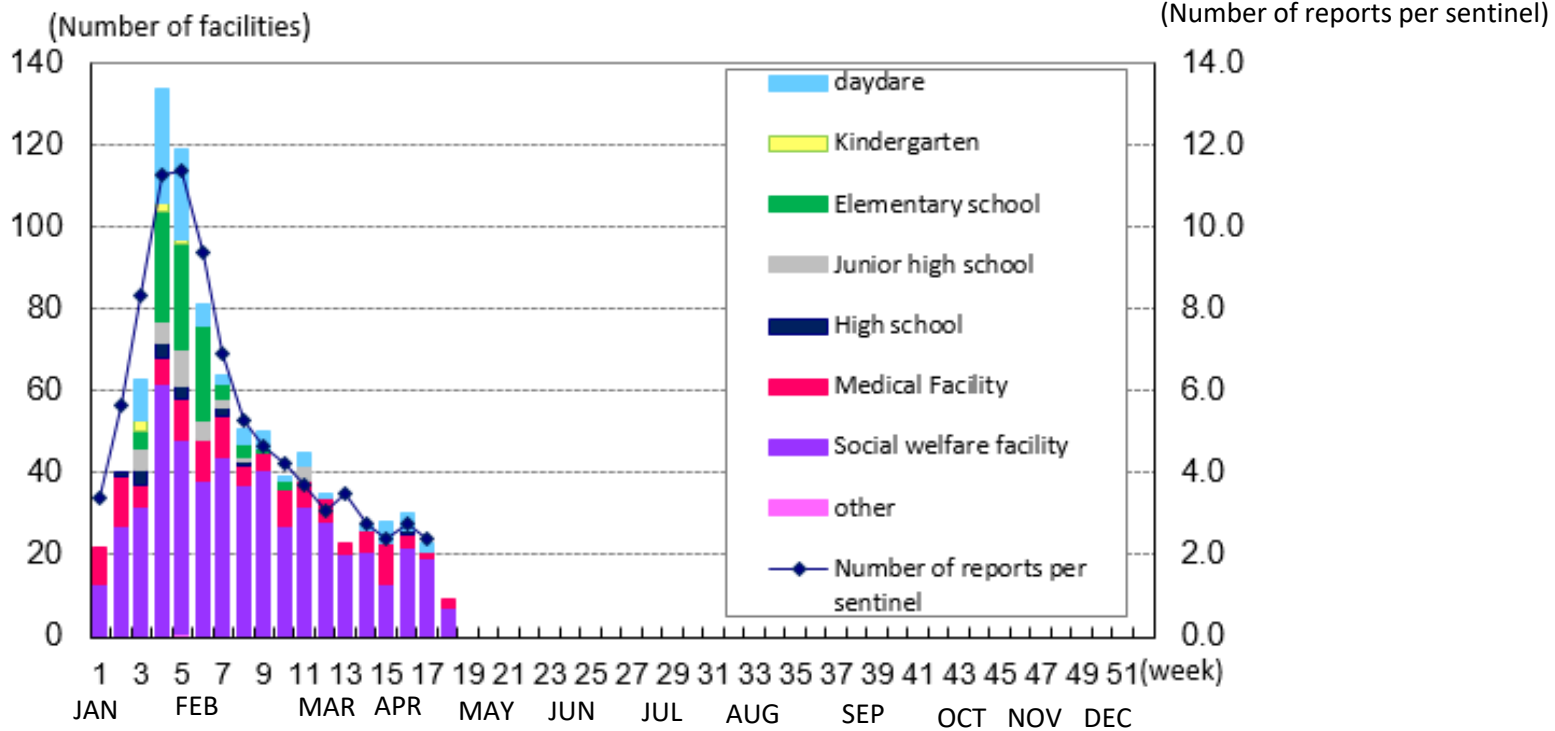
Week(period)	Sentinels having reported	Number of cases	Number of cases per sentinel
14th,2024 (Apr.1-7)	418	1,145	2.74
15th,2024 (Apr.8-14)	418	1,010	2.42
16th,2024 (Apr.15-21)	418	1,159	2.77
17th,2024 (Apr.22-28)	416	995	2.39

\*In order to locally monitor the occurrence of the COVID-19, **419 medical facilities** have been selected as patient sentinel sites in Tokyo. (Nationwide: approx. 5,000 sites)

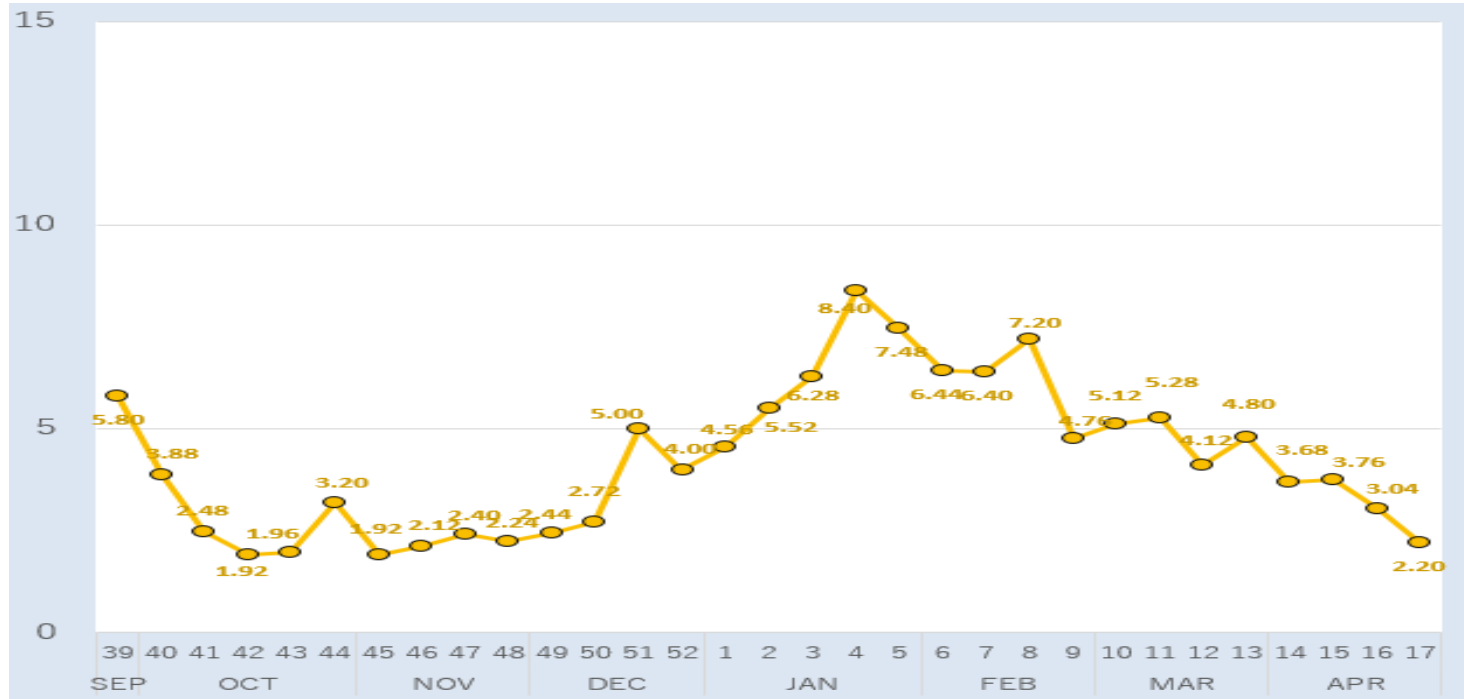
# Number of cases by age group



Week(period)	Age Group								
	0-9	10-19	20-29	30-39	40-49	50-59	60-69	70-79	80~
14th,2024 (Apr.1-7)	178	106	154	132	146	183	104	81	61
15th,2024 (Apr.8-14)	192	96	126	135	135	134	70	75	47
16th,2024(Apr.15-21)	198	202	122	115	139	158	89	79	57
17th,2024(Apr.22-28)	135	175	115	122	129	140	86	51	42



Week(period)	Facility							
	daycare	Kinder-garten	Elementary school	Junior high school	High school	Medical facility	Social welfare facility	other
14th,2024 (Apr.1-7)	1					5	21	
15th,2024 (Apr.8-14)	5					10	13	
16th,2024(Apr.15-21)	4				1	3	22	
17th,2024(Apr.22-28)	2					2	19	

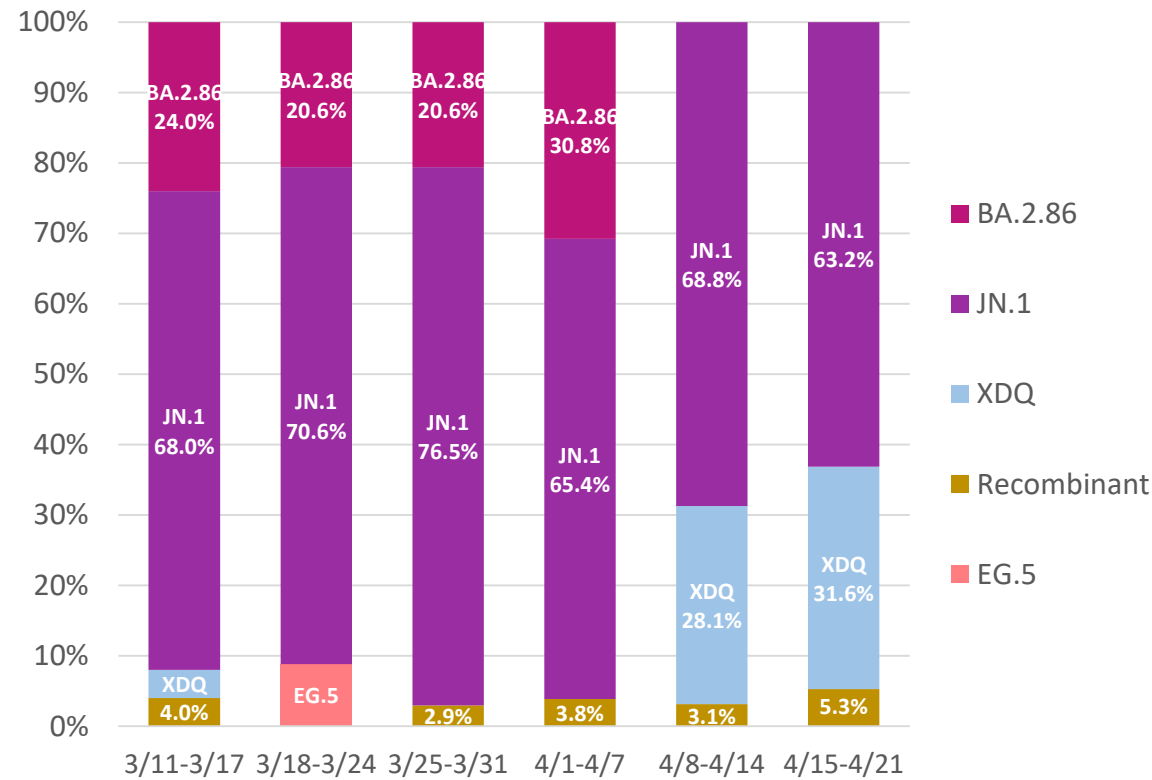


Week(period)	Sentinels having reported	Number of hospitalization	Number of hospitalization per sentinel
14th,2024 (Apr.1-7)	25	92	3.68
15th,2024 (Apr.8-14)	25	94	3.76
16th,2024 (Apr.15-21)	25	76	3.04
17th,2024 (Apr.22-28)	25	55	2.20

\*In order to locally monitor the situation of the COVID-19 related hospitalization, **25 medical facilities (mainly Internal Medicine)** have been selected as sentinel sites in Tokyo. (Nationwide: approx. 500 sites)

# COVID-19 Situation Report Apr.2024

## Variant proportions based on reported genomic sequencing results



		3/25-3/31	4/1-4/7	4/8-4/14	4/15-4/21
	JN.1	76.5% (26)	65.4% (17)	68.8% (22)	63.2% (12)
	XDQ	0.0%	0.0%	28.1% (9)	31.6% (6)
	recombinant	2.9% (1)	3.8% (1)	3.1% (1)	5.3% (1)
	BA.2.86	20.6% (7)	30.8% (8)	0.0%	0.0%
	EG.5	0.0%	0.0%	0.0%	0.0%
	XBB.1.5	0.0%	0.0%	0.0%	0.0%
	XBB.1.16	0.0%	0.0%	0.0%	0.0%
	XBB.1.9.1	0.0%	0.0%	0.0%	0.0%
	BA.2.75	0.0%	0.0%	0.0%	0.0%
	XBB.2.3	0.0%	0.0%	0.0%	0.0%
	XBB.1.9.2	0.0%	0.0%	0.0%	0.0%

\*(number of reports)

\*Based on reported data in 6 weeks. Possibly updated by additional reports.

\*As for BA.2.86 and JN.1, each number is recorded separately.

\*As for XBB.1.5, XBB.1.9.1, XBB.1.9.2, EG.5, XBB.1.16 and XBB.2.3, each number is recorded separately.