

## Infectious diseases that spread principally among children

### Herpes, RSV...

- As a result of COVID-19, infection prevention awareness is high, limiting spread of other diseases. However, fewer infections also means fewer people have immunity
- Since mid-May, herpes and RSV infections have risen

## Mosquito-borne diseases

### Infections from bites by mosquitos carrying disease

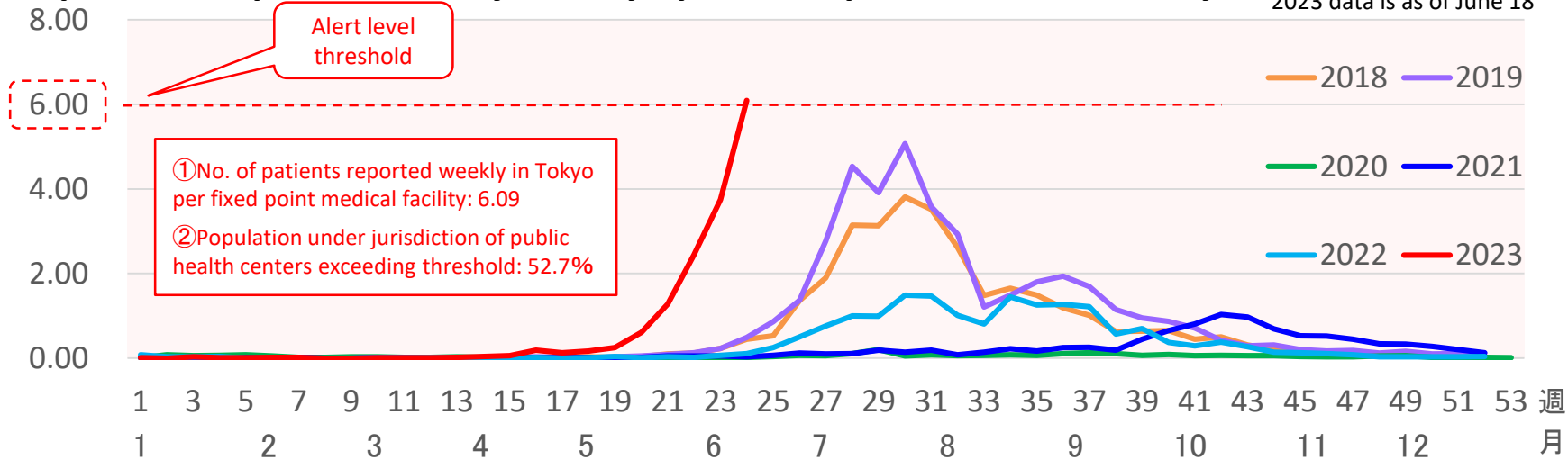
Rising cross-border movement since the reclassification of COVID-19 as a Class 5 disease brings infections into Japan. Domestic infection with dengue and other diseases is a risk during mosquito season

# Infectious diseases that spread principally among children: **Herpes** (Class 5 disease)

**Alert level threshold exceeded**

## No. of patients reported weekly in Tokyo per fixed point medical facility

2023 data is as of June 18



※ Alert level If either ① or ② exceed threshold

① When no. of patients reported weekly in Tokyo per fixed point medical facility exceeds threshold across Tokyo as a whole

② When total population under jurisdiction of public health centers at an alert level exceeds 30% across Tokyo

### Peak infection period

- Infections increase from around May every year, peaking about July and starting to decrease from August
- Infections rose from mid-May this year

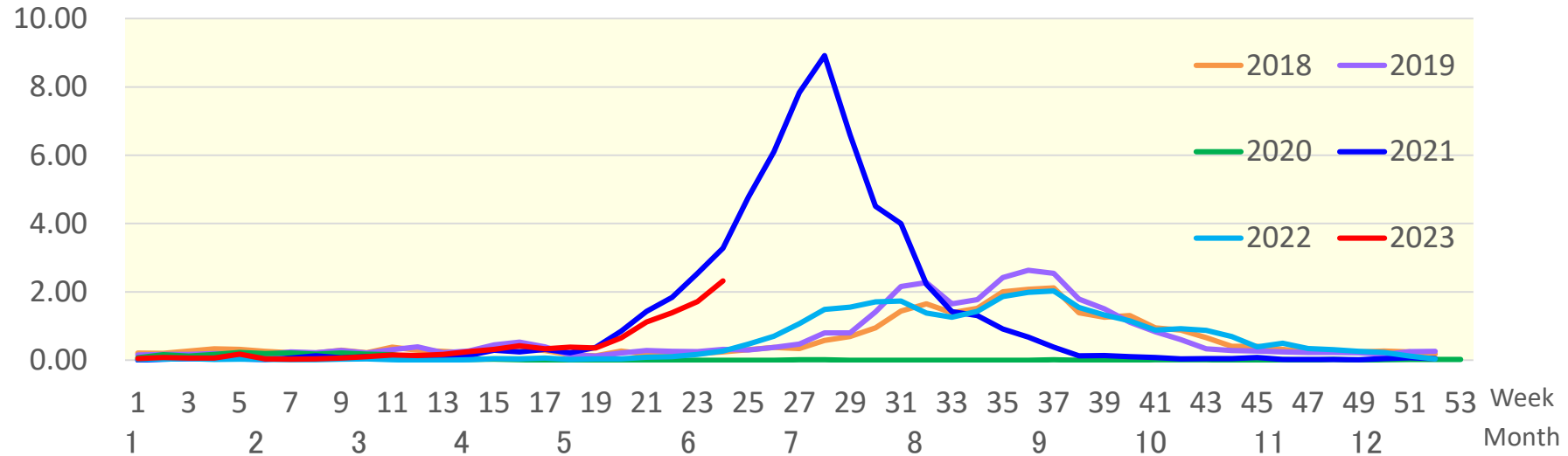
### Symptoms

- Acute viral pharyngitis characterized by fever and blisters in mouth and on lips
- Spreads easily among infants during summer, a typical “summer cold” infection
- Fever, then sore throat, appearance of blisters at back of throat and mouth
- Soreness of popping blisters can lead to dehydration and loss of appetite

# Infectious diseases that spread principally among children: **RSV** (Class 5 disease)

## No. of patients reported weekly in Tokyo per fixed point medical facility

2023 data is as of June 18



### Peak infection period

- It used to be prevalent from about September through to early spring, but lately has tended to break out in summer
- The outbreak this year began around mid-May

### Symptoms

- RSV is a respiratory illness and can be contracted repeatedly
- 50-70% of infants up to 12 months catch RSV, then almost all infants up to 3 years old catch it
- If wheezing-associated breathing difficulties arise, it can develop into bronchitis or pneumonia
- 50% of infants reportedly develop pneumonia and 50-90% develop bronchitis

# Infectious diseases that spread principally among children

## Points to be aware of with herpes and RSV

- No vaccines or prophylactic medicines
  - Prevention requires through infection prevention (handwashing, gargling, cough etiquette, etc.)
- 
- **There is no need to be overly concerned, but these conditions can turn serious in some cases**
  - **If a child is exhibiting uncharacteristic symptoms see a doctor as soon as possible!**

# Measures against mosquito-borne disease in Tokyo

## Vector-borne diseases requiring priority measures (National prevention guidelines)

- **Dengue**
- **Chikungunya**
- **Zika virus**

### Key symptoms of dengue and chikungunya

- Fever, rash, headache, joint pain, muscular pain
- Dengue fever can become more severe and develop into dengue hemorrhagic fever or dengue shock syndrome.

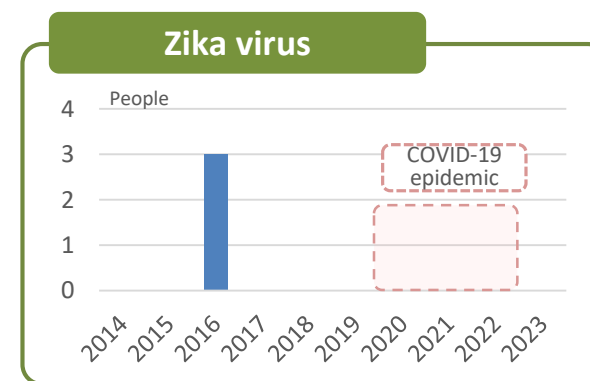
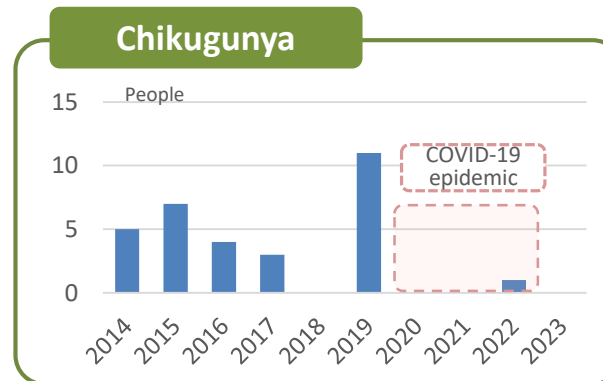
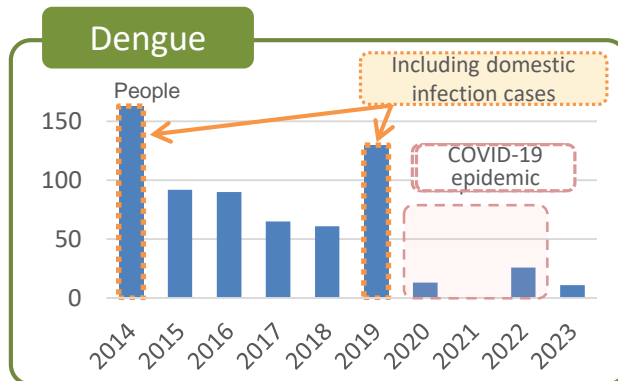
### Key symptoms of Zika fever

- Difficult to diagnose due to light or non-existent symptoms
- If contracted during pregnancy, can cause microcephaly or other congenital disorders to the fetus.
  - ※ World Health Organization (WHO) advice: Pregnant women are advised to avoid travel to areas with ongoing Zika virus transmission (March 2016)

## No. of reported patients in Tokyo

2023 data is as of June 11

- Cases of dengue and Zika virus symptom onset after return to Japan after contracting infection traveling in transmission area
- Domestic dengue infections occurred among non-travelers in 2014 and 2019



# Measures against vector-borne diseases in Tokyo

– Prevention and countermeasures -

## Treatment/prevention

- There are no vaccines or drugs to treat dengue or Zika virus for use in Japan, so treatment primarily focuses on alleviating symptoms
- When outside, ensure you do not expose your skin, use mosquito repellent, etc. to avoid being bitten by mosquitos

Rather than treatment following infection, **the key is to avoid being bitten**

## Steps to avoid spread of infection in event of an outbreak

- Prompt testing of suspected cases
- Based on patient data and infectious disease vector mosquito surveillance, information provided on virus-carrying mosquitoes and high-risk locations

Logo for mosquito-borne disease prevention measures



# Measures against vector-borne diseases in Tokyo

Surveillance and awareness-raising -

## Infectious disease vector mosquito surveillance

One measure taken by TMG is to test and monitor virus-carrying mosquitoes

### Mosquito surveillance overview

	Regional surveillance	Priority surveillance
Sites	16	9
Key sites	Odaiba Seaside Park Tama Zoo	Yoyogi Park Hibiya Park
Antibodies tested	Western Nile virus Dengue virus Chikugunya virus Zika virus Malaria parasite	Dengue Chikugunya Zika virus
Testing period	June to October (10 times)	April to November (14 times)

### Awareness-raising

June is mosquito prevention month with publicity about anti-mosquito measures

Eliminating stagnant water in your immediate area is vital to reduce mosquito numbers

### Information on virus-carrying mosquitoes and high-risk locations

#### On TMG website

選択 疾患名

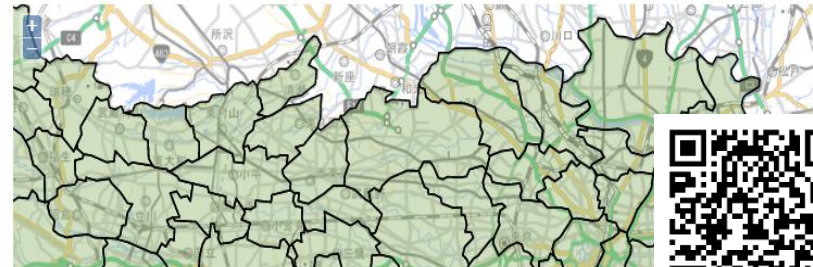
デング熱 (0地点)

ジカウイルス感染症 (0地点)

チクングニア熱 (0地点)

合計 (0地点)

疾患名を選択すると、その疾患のハイリスク地点情報が表示されます。  
 なお、「合計」の地点数は実数で記載しているため、各疾患の地点数の合算と合わない場合があります。



Tokyo Metropolitan Infectious Disease Surveillance Cent  
<https://idsc.tmiph.metro.tokyo.lg.jp/diseases/mosquito/mosquitomap/>

### Advertising

Public informed via posters, bus wrapping, etc.

