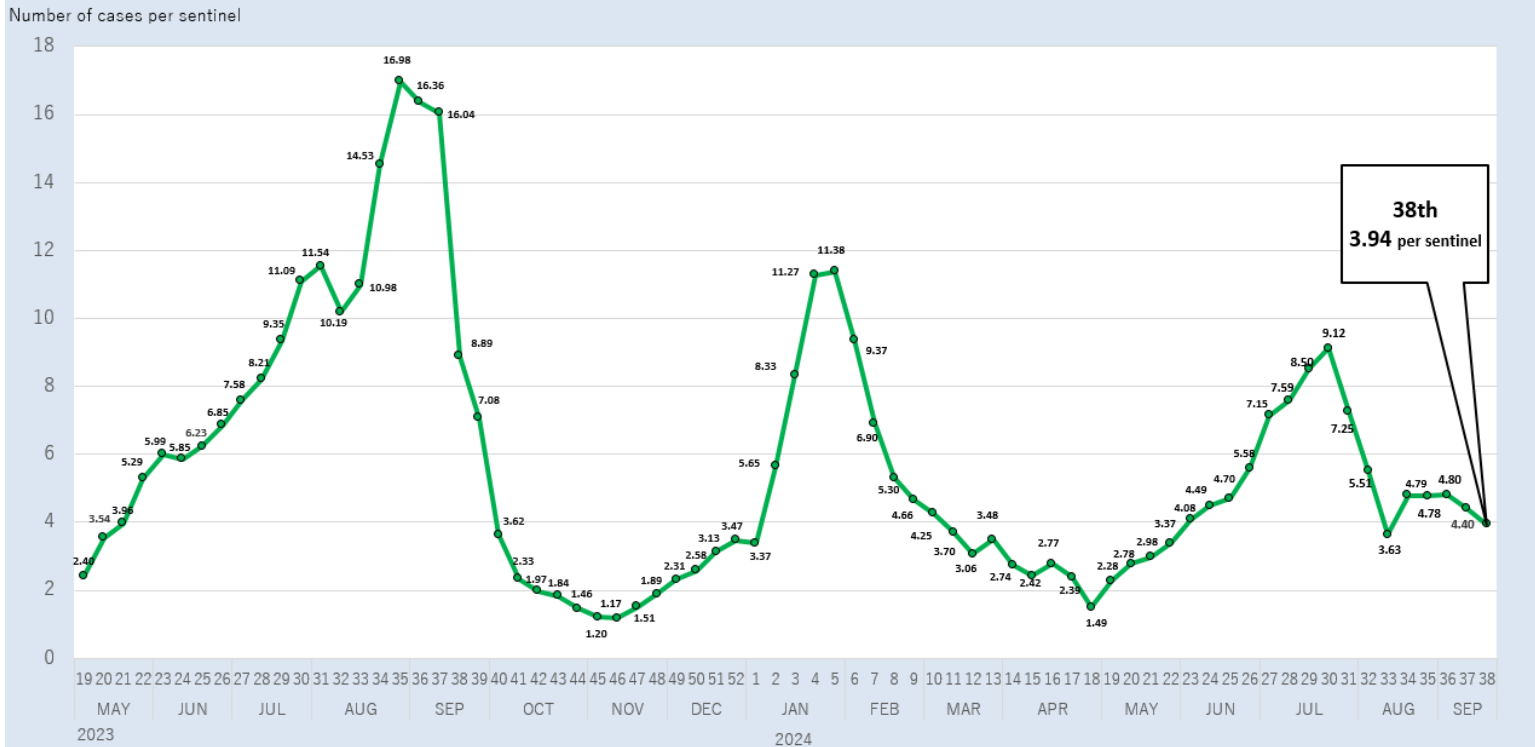


COVID-19 Situation Report September.2024

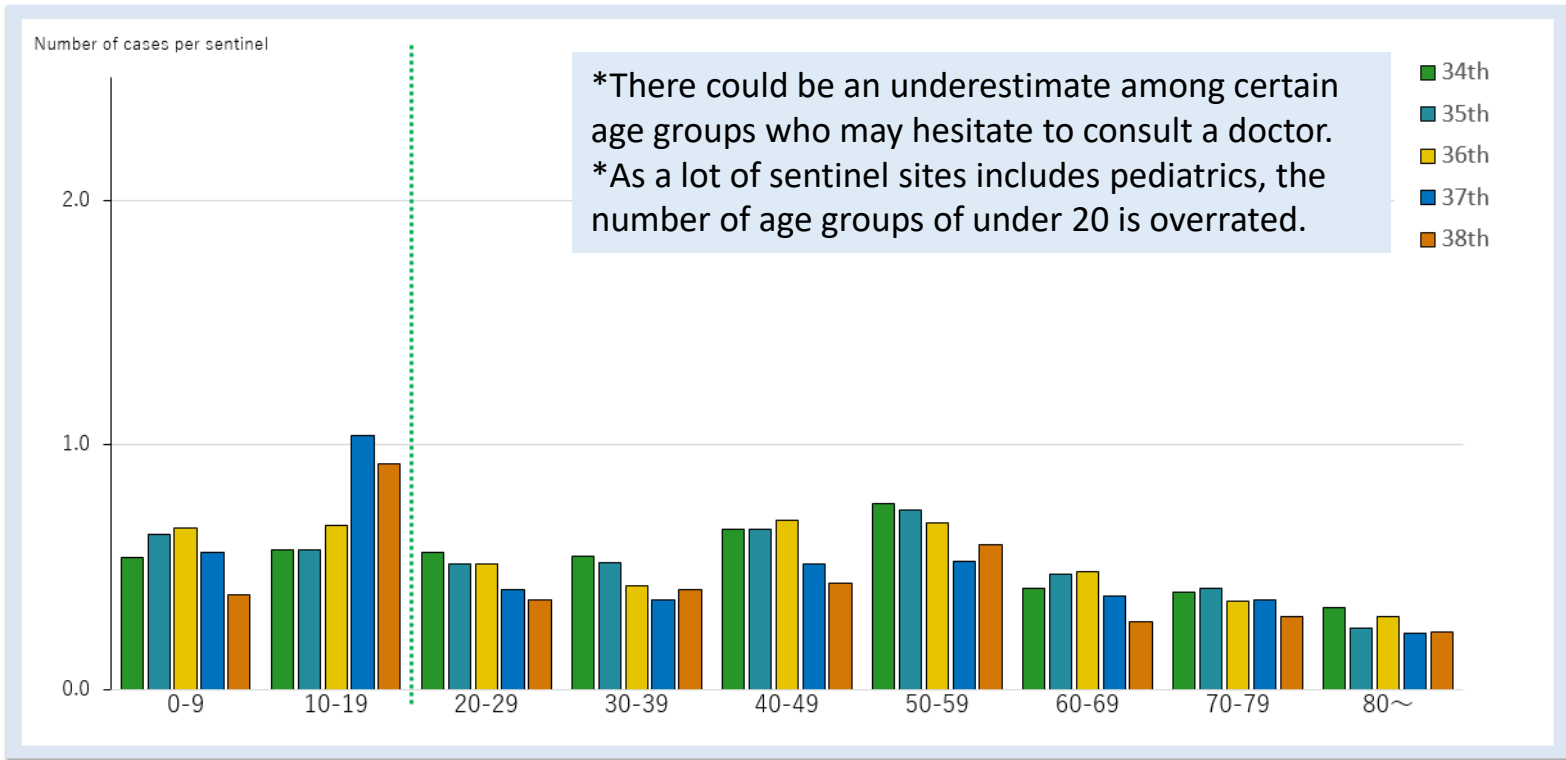
Number of cases per sentinel



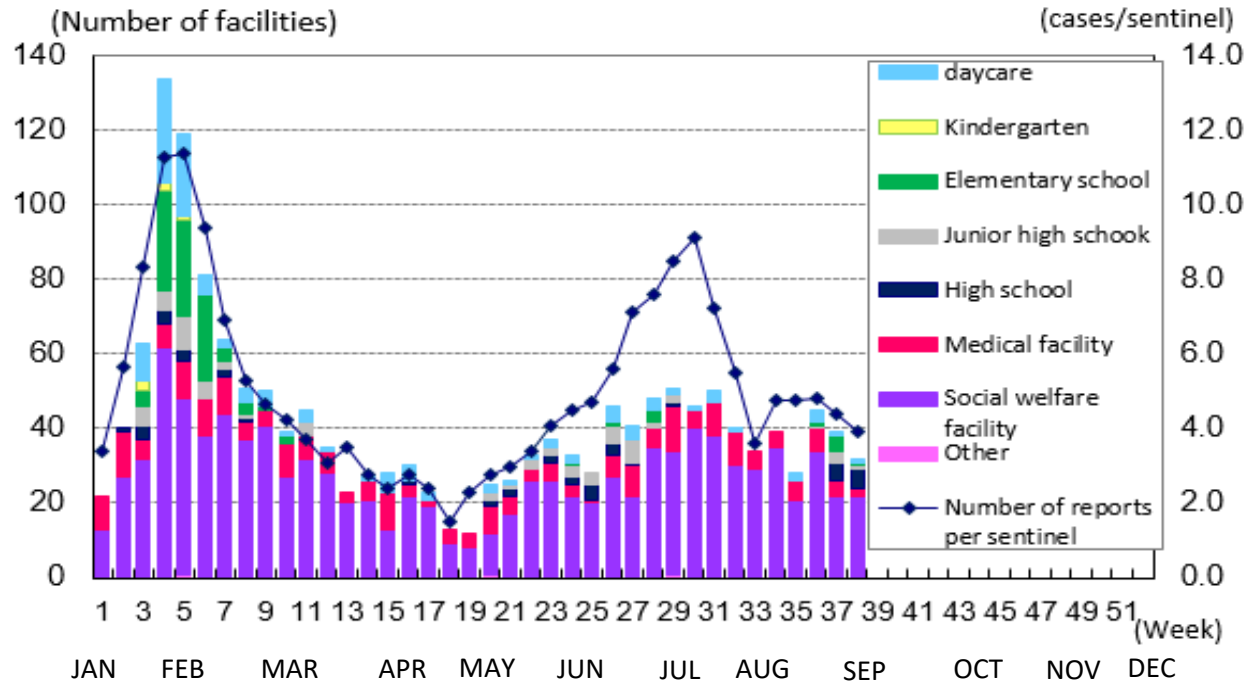
38th
3.94 per sentinel

Week(period)	Sentinels having reported	Number of cases	Number of cases per sentinel
35th,2024 (Aug.26-Sep.1)	416	1,987	4.78
36th,2024 (Sep.2-8)	419	2,011	4.80
37th,2024 (Sep.9-15)	419	1,843	4.40
38th,2024 (Sep.16-22)	419	1,649	3.94

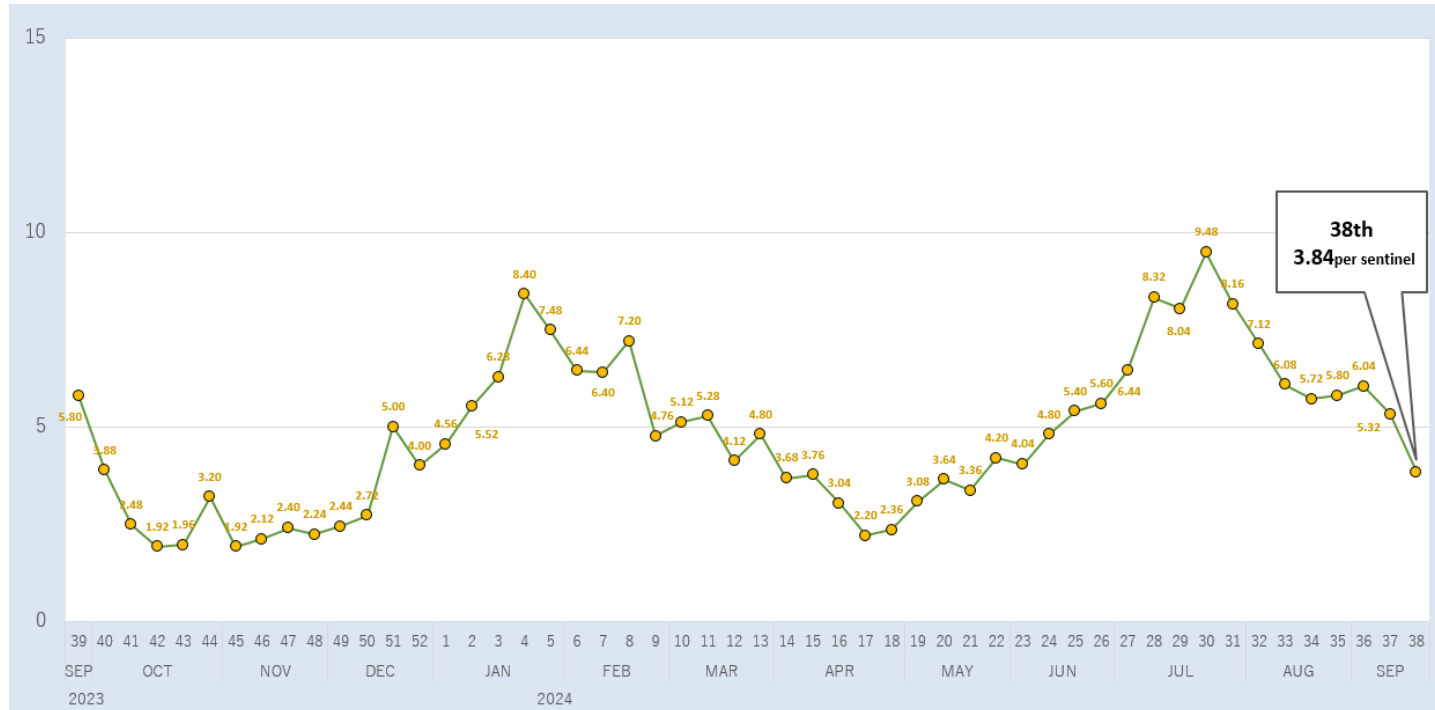
*In order to locally monitor the occurrence of the COVID-19, **419 medical facilities** have been selected as patient sentinel sites in Tokyo.
(Nationwide: approx. 5,000 sites)



Week(period)	Age Group								
	0-9	10-19	20-29	30-39	40-49	50-59	60-69	70-79	80~
35th,2024 (Aug.26-Sep.1)	265	239	214	217	272	305	197	172	106
36th,2024 (Sep.2-8)	278	282	215	179	290	285	203	153	126
37th,2024 (Sep.9-15)	235	435	171	154	215	221	161	154	97
38th,2024 (Sep.16-22)	163	388	155	172	182	249	116	125	99



Week(period)	Facility							
	daycare	Kinder-garten	Elementary school	Junior high school	High school	Medical facility	Social welfare facility	other
35th,2024 (Aug.26-Sep.1)	2					5	21	
36th,2024 (Sep.2-8)	3		1	1		6	34	
37th,2024 (Sep.9-15)	1		4	3	5	4	22	
38th,2024 (Sep.16-22)	1		1	1	5	2	22	

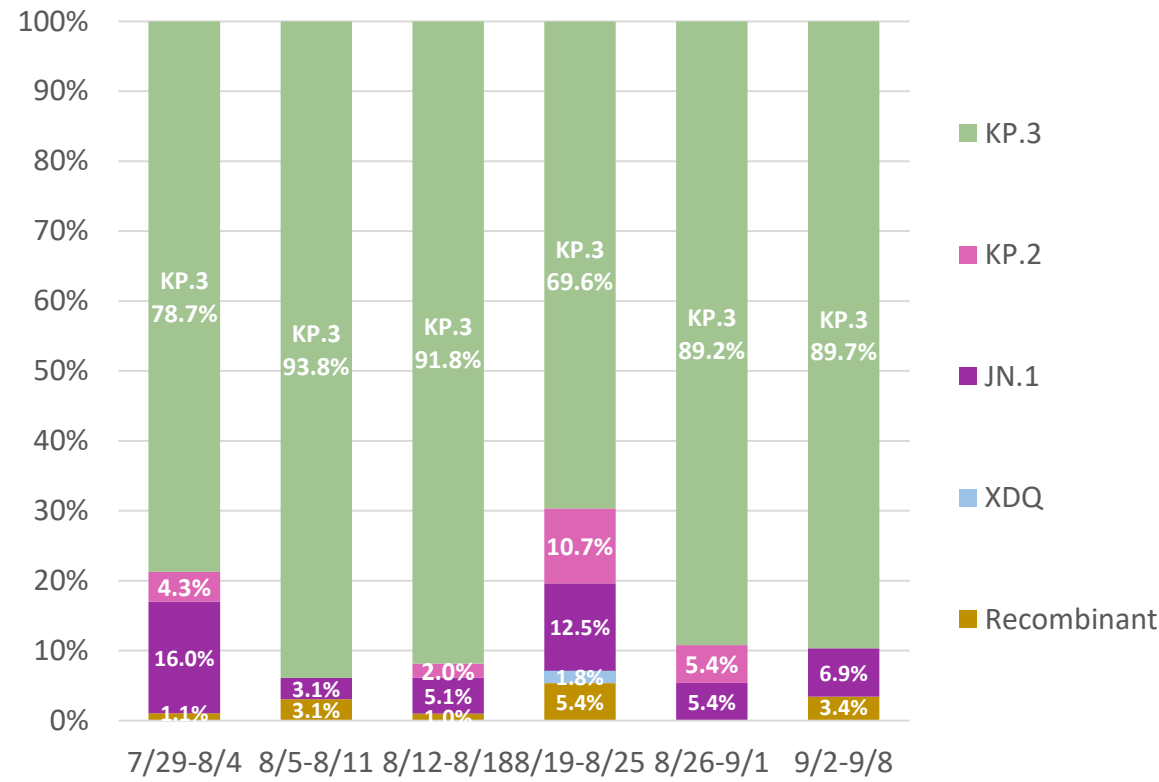


Week(period)	Sentinels having reported	Number of hospitalization	Number of hospitalization per sentinel
35th,2024 (Aug.26-Sep.1)	25	145	5.80
36th,2024 (Sep.2-8)	25	151	6.04
37th,2024 (Sep.9-15)	25	133	5.32
38th,2024 (Sep.16-22)	25	96	3.84

*In order to locally monitor the situation of the COVID-19 related hospitalization, **25 medical facilities (mainly Internal Medicine)** have been selected as sentinel sites in Tokyo. (Nationwide: approx. 500 sites)

COVID-19 Situation Report September.2024

Variant proportions based on reported genomic sequencing results



	8/12-8/18	8/19-8/25	8/26-9/1	9/2-9/8
KP.3	91.8% (90)	69.6% (39)	89.2% (33)	89.7% (26)
KP.2	2.0% (2)	10.7% (6)	5.4% (2)	0% (0)
JN.1	5.1% (5)	12.5% (7)	5.4% (2)	6.9% (2)
XDQ	0.0% (0)	1.8% (1)	0.0% (0)	0.0% (0)
Recombinant	1.0% (1)	5.4% (3)	0.0% (0)	3.4% (1)

*(number of reports)

*Based on reported data in 6 weeks. Possibly updated by additional reports.

*As for JN.1, KP.2 and KP.3, each number is recorded separately.